

SANTA IS COMING



TO ILLINOIS!



3-D Evergreen Trees



Objective: Use this activity during the winter season to introduce students to the life cycle of an evergreen tree.

Common Core State Standards: CCSS.ELA-Literacy.RI.4.10; RL.4.10

Suggested Reading:

Christmas Tree Farm by Ann Purmell ISBN-13: 9780823418862

Christmas Tree Farm by Sandra Jordan ISBN-13: 9780531054994

The Beautiful Christmas Tree by Charlotte Zolotow ISBN-13: 9780395913659

Materials Needed:

- Copy of pages 4 and 5
- Scissors
- Tape

Procedure:

1. Discuss this easy version of an evergreen tree life cycle with your students:

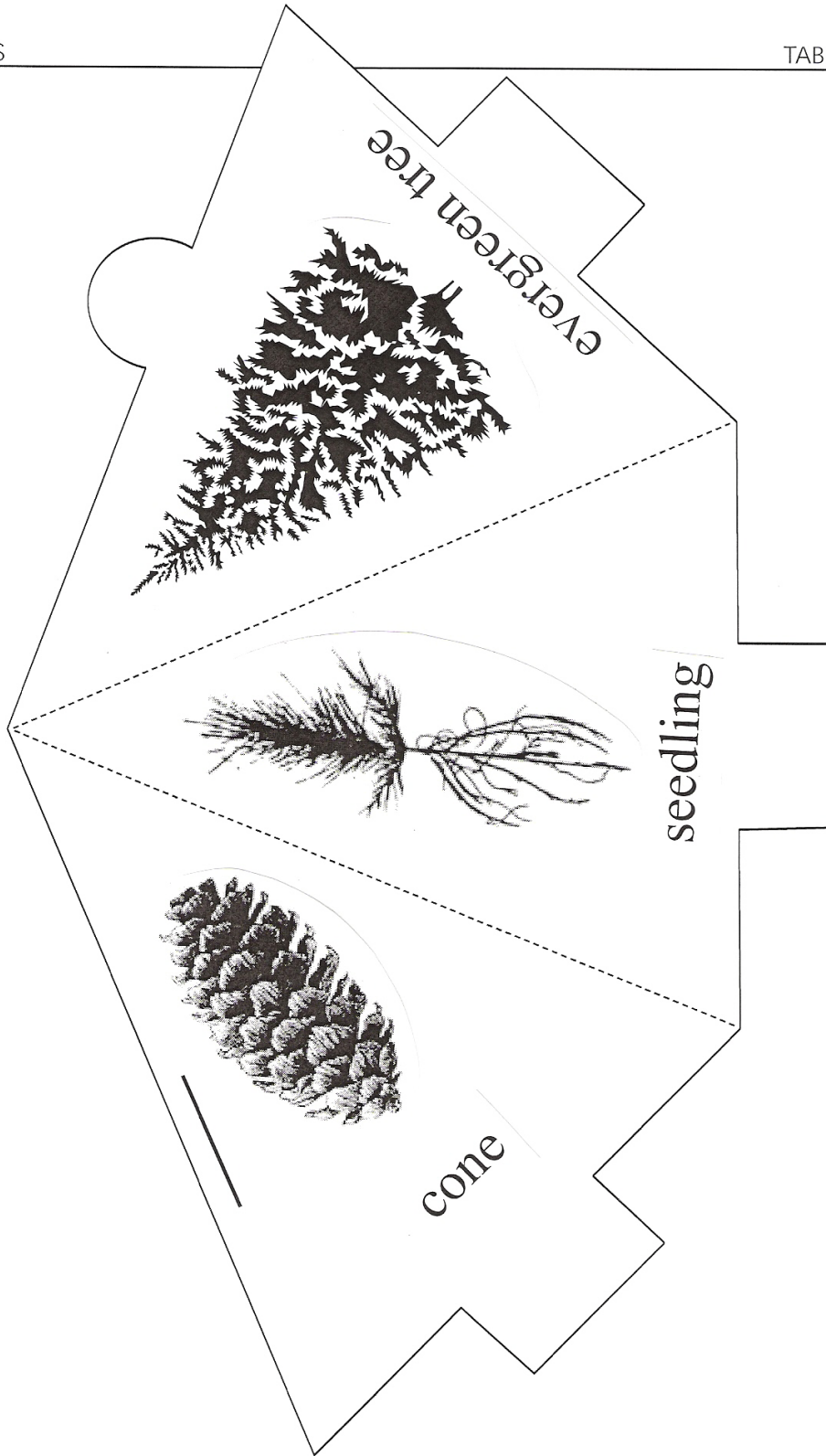
Cone: Evergreen tree growth starts with the cone. Through wind pollination, seeds develop on the seed cone. In nature, these seeds mature and produce new evergreen trees, which can take several years.

Seedlings: Young trees or seedlings are planted in seed beds. Many evergreen producers purchase seedlings from specialty growers. The seedlings grow here until they are about 3 to 5 years old. After this time, the seedling is replanted in a field.

Evergreen Tree: While in the field, the job of the tree is to keep growing. The evergreen grower takes care of the tree by pruning and shearing it, which is like giving the tree a hair cut. The trees grow in the field for several years until they are ready to be cut or harvested. In the spring, new trees are planted and the cycle begins again!

2. Use the 3-D Evergreen Tree on page 4 to review the life cycle:

- Cut out the tree, including the tab at one edge.
- Use a craft knife or scissors to cut a 1-inch slit along the outside edge of the tree.
- Fold the tree in thirds along the dotted lines.
- Then, insert the tab into the 1-inch slit.
- Add tape along the side for extra reinforcement.
- Each student will receive the Evergreen Tree Poem to put with their 3-D Evergreen Tree they have put together.



Evergreen Tree Poem

I am a type of tree you know
I start out small and then I grow
My roots spread deep under the ground
To help me so I won't fall down

My trunk protects me up and down
And carries all my food around
The inside part of me is dead
The outer layers grow instead

From my trunk grow many branches
This is the part of me that dances
On my branches, green needles you'll see
They use the sun, to make food for me

Do I sound like a tree you've seen?
Have you guessed?
I'm an evergreen!
From Regina Stewart

Evergreen Tree Poem

I am a type of tree you know
I start out small and then I grow
My roots spread deep under the ground
To help me so I won't fall down

My trunk protects me up and down
And carries all my food around
The inside part of me is dead
The outer layers grow instead

From my trunk grow many branches
This is the part of me that dances
On my branches, green needles you'll see
They use the sun, to make food for me

Do I sound like a tree you've seen?
Have you guessed?
I'm an evergreen!
From Regina Stewart

Evergreen Tree Poem

I am a type of tree you know
I start out small and then I grow
My roots spread deep under the ground
To help me so I won't fall down

My trunk protects me up and down
And carries all my food around
The inside part of me is dead
The outer layers grow instead

From my trunk grow many branches
This is the part of me that dances
On my branches, green needles you'll see
They use the sun, to make food for me

Do I sound like a tree you've seen?
Have you guessed?
I'm an evergreen!
From Regina Stewart

Evergreen Tree Poem

I am a type of tree you know
I start out small and then I grow
My roots spread deep under the ground
To help me so I won't fall down

My trunk protects me up and down
And carries all my food around
The inside part of me is dead
The outer layers grow instead

From my trunk grow many branches
This is the part of me that dances
On my branches, green needles you'll see
They use the sun, to make food for me

Do I sound like a tree you've seen?
Have you guessed?
I'm an evergreen!
From Regina Stewart


Navigating Illinois

Objective: After completing this exercise, students will have a better understanding of reading maps as well as the diversity of crops in Illinois.

Common Core: CCSS.ELA-Literacy.RI.4.1; RI.4.7; RF.4.4; W.5.7

Suggested Reading Materials:

There's a Map on My Lap by Tish Rabe ISBN: 0375810994



Materials Needed:

- Access to the Internet
- Illinois Maps
- Illinois County Map located on page 8
- Markers or Crayons

Activity Instructions:

Using the Illinois county map on page 8, follow the directions below:

- Using blue markers or crayons, draw the **Illinois and Mississippi Rivers** on the map. These rivers are used to ship many agricultural products.
- **Morton, Illinois**, is the Pumpkin Capital of the World. Find the county where Morton is located and draw a pumpkin inside it.
- **Route 66** provides excellent access for products and agricultural commodities to be hauled from Chicago to the Pacific Coast. Trace out Route 66 and place the number 66 along the line.
- Ray Kroc opened his first McDonald's in **Des Plaines, Illinois**. Find the county where Des Plaines is located and draw a large letter "M" inside it.
- The Horseradish Capital of the World is located in **Collinsville, Illinois**. Find the county where Collinsville is located and color it gray.
- You can find one of the nation's top bacon companies right here in Illinois. Oscar Mayer is located in **Chicago, Illinois**. Find the county where it's located and color it brown.
- Bees are very helpful in the pollination of specialty crops. Sasse's Apiary is located in **Chestnut, Illinois**. Find Logan County and color it black and yellow.
- Illinois grows more soybeans than most states, and **Decatur** is called the Soybean Capital of the World. Find Macon County and color it light green.
- Many consumers flock to Christmas tree farms to cut their own tree for the holidays. Richardson's Christmas Trees is located in **Spring Grove, Illinois**. Find its county and color it dark green.
- The University of Illinois has one of the top ranked agriculture programs in the nation. Find **Champaign County** and color it orange.
- Corn is so important to **McLean County** agriculture that the baseball team, the "Normal CornBelters," is named after it! Find McLean County and color it purple.

Santa is Navigating through Illinois!

Objective: After completing this exercise, students will have a better understanding of reading maps.

Common Core: CCSS.ELA-Literacy.RI.4.1; RI.4.7; RF.4.4; W.5.7

Suggested Reading Materials:

Santa is coming to Illinois by Steve Smallman ISBN-13: 9781402291036

There's a Map on My Lap by Tish Rabe ISBN: 0375810994



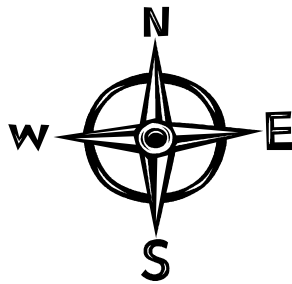
Materials Needed:

- Access to the Internet
- Illinois Maps
- Illinois County Map located on page 8
- Markers or Crayons

Activity Instructions:

Using the book, Santa is coming to Illinois and the Illinois county map on the next page, follow the directions below:

- **Springfield, Illinois** is where the Thomas Rees Memorial Carillon is located and the Old State Capitol building. Find the county where Springfield is located and color it red. Thomas Rees was the publisher of the *Illinois State Register* which merged with the *Sangamon Journal* to become *The State Journal-Register*, which claims to be the oldest newspaper in Illinois. Abraham Lincoln resided in Springfield for 24 years, practicing law and serving as a legislator in the Old State Capitol before becoming President. The Illinois State Fair is also located in Springfield, where you can learn all about agriculture.
- Santa traveled from the big city of **Chicago** to the small chimneys in **Rockford**. Using a green marker or crayon, find the county that Chicago and Rockford are located in and draw a line to connect the two counties. Chicago is the home for the Tootsie Roll industry! By 1860, Rockford had become a significant growing industrial center, noted for the production of the John H. Manny reaper and other agricultural machinery.
- Santa was traveling quickly and made a stop in **Peoria** to deliver presents. Find Peoria County and color it purple. Andrew Moyer and others at the Ag Research Service located in Peoria discovered a way to mass-produce penicillin. Research began in 1941 resulting in mass quantities produced by June 6, 1944, just in time to treat soldiers wounded on D-Day.
- Next, Santa plummeted down fat chimneys in **Elgin**. Find the county that Elgin is located in and color it brown. The first butter factory west of the Great Lakes was located in Elgin. It is also home to John B. Sanfilippo & Sons Company, one of the nation's largest processor and marketer of tree nuts and peanuts. The company's Fisher Nuts brand is the official peanut sold at Wrigley Field.
- The reindeer helped guide Santa all the way to **Carbondale** from **Champaign**. Find the county that Carbondale is located in and color it yellow while coloring Champaign County orange. In 1854, Carbondale had the arrival of the first Illinois Central train which became a major shipper of cotton during the Civil War. The University of Illinois is located in Urbana and Champaign. The U of I is home to the Morrow Plots, the oldest agronomic experiment fields in the United States. They include the longest-term continuous corn plot in the world.
- From **DeKalb** to **Decatur** and ALL the places in between. Santa and his reindeer visited every house in Illinois. Find where each of those counties are on the map and color them all red and green. DeKalb Genetic Corporation (DeKalb seed business) originated in DeKalb County, Illinois. Joseph F. Glidden of DeKalb, Illinois, earned a patent in 1874 for his barbed wire known as "The Winner." This became one of the most widely used types of barbed wire in the nation. ADM (Archer Daniels Midland Company) is headquartered in Decatur, Illinois, also known as the Soybean Capital of the World.



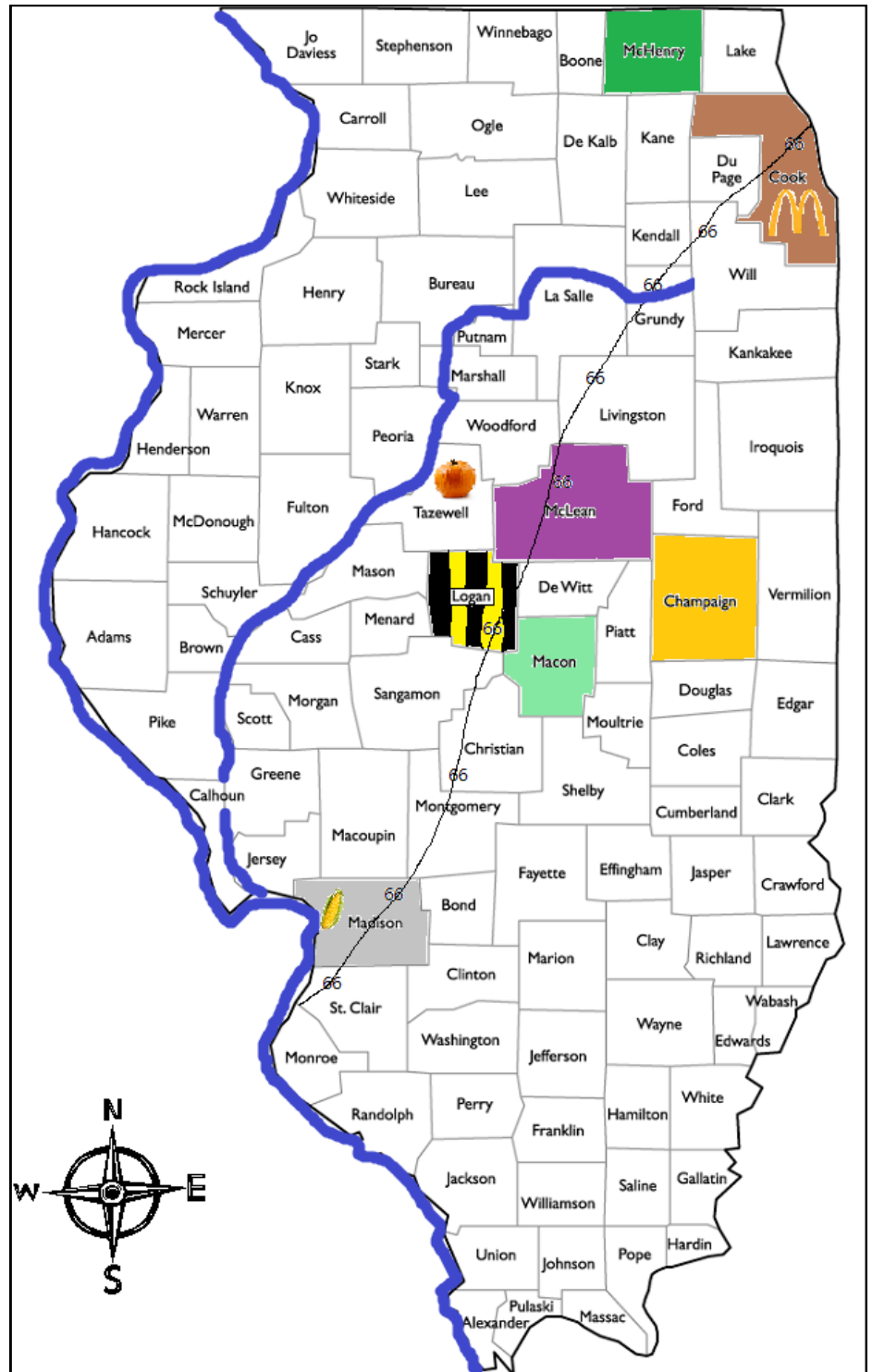
Santa is Navigating

Answer Key

1. Sangamon County
2. Chicago—Cook County
Rockford—Winnebago County
3. Peoria County
4. Kane County
5. Carbondale—Jackson County
Champaign—Champaign County
6. DeKalb— DeKalb County
Decatur—Macon County

Navigating Illinois

Answer Key





Illinois Agriculture in the Classroom

1701 Towanda Ave.

Bloomington, IL 61701

Phone: 309-557-3334

Fax: 309-557-2098

www.agintheclassroom.org



facebook.com/agintheclassroom



twitter.com/ilagclass



pinterest.com/iaitc

Illinois Agriculture in the Classroom Ag Mags are four-page colorful agricultural magazines for kids. They contain information about agriculture, classroom activities, career interviews and bright pictures.

To place your order for this **FREE** resource, visit www.agintheclassroom.org to find your county's Agricultural Literacy Coordinator contact information.